

Features:

- 40A switching capacity
- Low power consumption, pulse drive
- Compact size, PCB mount
- Superior electrical durability and reliability
- Single/Dual coils available
- Environmentally friendly products(Accord RoHS、REACH)
- Compliant with the GB/T21711 standard
- Dimensions: 30mm×20mm×10.5mm

Typical Application:

- Smart home
- Electrical control



Approvals

CQC (File No.): CQC25002477514

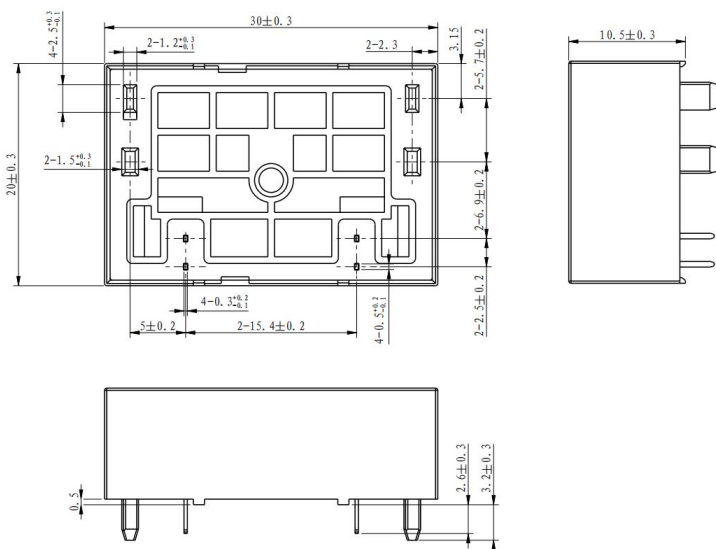
Contact Data

Contact form	2 form A or 2 form B
Rated Load	32A 250VAC
Max.switching voltage	250V
Max.switching current	40A
Max.switching power	10000VA
Contact Material	Silver alloy
Contact resistance	≤20mΩ
Max.Operate/Release time	15ms/15ms
Electrical Endurance	2x10 ⁴ cycles (32A 250VAC Resistive load)
Mechanical Endurance	1x10 ⁵ cycles

Insulation Data

Insulation Resistance	≥1,000MΩ (500VDC)
Dielectric Strength	Contact-Contact AC1,500V; 50/60Hz 1min
	Contact-Coil AC4,000V; 50/60Hz 1min

Outline Dimensions (Unit: mm)



Note: Some product dimensional tolerance is not specified. When < 1mm, the tolerance is ±0.2mm; when between 1~5mm, the tolerance is ±0.3mm; when > 5mm, the tolerance is ±0.4mm.

Coil Data

Coil voltage range		5 to 48VDC		
Coil insulation system according UL		Class F		
Coil type, standard type				
Rated Voltage VDC	Operate/Release Voltage VDC	Coil resistance Single/Dual Ω (1±10%)	Rated power Single/Dual W	Pulse Duration ms
5	≤4.0	16.5/8.25	1.5/3	≥50
9	≤7.2	54/27	1.5/3	≥50
12	≤9.6	96/48	1.5/3	≥50
24	≤19.2	384/192	1.5/3	≥50
48	≤38.4	1536/768	1.5/3	≥50

All figures are given for coil without pre-energization, at ambient temperature 20°C.

Other Data

Material compliance:	EU RoHS/ELV, China RoHS, REACHHS
Ambient Temperature	-40°C to +85°C
Ambient Humidity	5% ~ 85% RH
Vibration resistance	10 ~ 55Hz, 1.5mm DA
Shock resistance	Durability 100g Malfunction 10g
Packaging type	Plastic sealing type

Wiring Diagrams

Single	Positive polarity	4+	Open	1-
		4-	Close	1+
	Reverse polarity	4-	Open	1+
		4+	Close	1-
Dual	Positive polarity	1+	Open	2-
		3+	Close	4-
	Reverse polarity	1-	Open	2+
		3-	Close	4+

Single

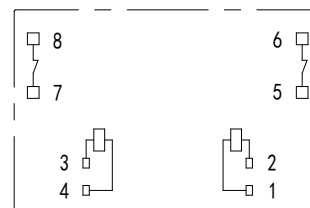
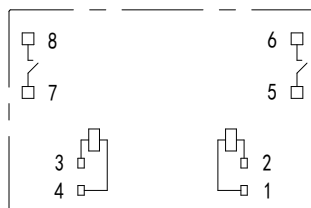
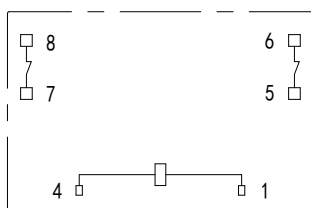
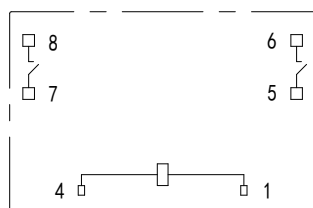
Dual

2 form A

2form B

2 form A

2form B



Model naming rules

WJ32C-40 -12 D M 2 R -XX

Special requirements : Customer requirement type

Drive polarity: None - indicates standard polarity; R- indicates reverse polarity

Coil Sort: 1-Single coil; 2-Dual coils

Contact form: M-2 form A ; B-2 form B

Coil Power Consumption: D - Standard Type

Coil Specifications (VDC): 05 , 09 , 12 , 24 , 48

Type: WJ32C-40

Customized special suffix is available after being evaluated by Sanyou.

Examples of Ordering Codes

WJ32C-40-12DM2

Relay WJ32C-40, Rated coil voltage 12VDC, Standard Type, 2 from A, Dual coils

Cautions

1. The original position of latching relay is "closed" when shipping. It is possible that during transit or installation, the relay may change its state to be "open" position, it is recommended to set the relay in to state needed via apply voltage to the coil.
2. In order to let relay operate normally, the voltage which apply to the coil should reach to the rated voltage, the pulse width should be 50ms to 100ms Do not energize both coil at the same time on Dual coil or energize the coil for longer than minute.
3. Relay without copper wire, the terminal can not be soldered, bend, and rigid fasten both two terminals.
4. Keep away from corrosive gas and other condition which may damage the relay.

Disclaimer

This product specification is for reference only and may change without prior notice. Customers should select the appropriate product model according to the performance parameter requirements of their specific application areas. The customer will bear the responsibility and loss caused by improper selection. For more technical support, please contact Sanyou Corporation Limited.