

Feature

- 300 amps continuous carry
- 3000 amps interrupte under extreme condition
- Hermetically sealed with hydrogen gas,the arc is not exposed. Be able to use in explosive & harsh environments without oxidation or contamination of contacts
- Contacts' part meet IP42 protection degree
- Not position sensitive- can be mounted in any position for ease of installation
- RoHS compliant
- Auxiliary Contact:1 Form A

Contact Data

Item	Information			
Contact arrangement	Power Contact:1 Form A Auxiliary Contact:1 Form A			
Current rating	300A			
Auxiliary road	1A 30VDC/1A 125VAC			
Contact resistance	≤0.5mΩ (@6V 20A)			
Min.Switching load	12VDC 1A			
Max. Switching voltage	1000VDC			
Max. Breaking current	2500A (450VDC, 1 cycle)			
Max. Switching power	300KW			
Electrical life ⁽¹⁾	Resistive load	500VDC	750VDC	1000VDC
		Refer to the switchover life line chart		
	Capacitive load	7.0×10 ⁴ cycles 50VDC,τ=1ms inrush 180A		
Load current capacity ⁽²⁾	Reference tolerance curve			

Parameters Table

Item	Information	
Mechanical life	2×10 ⁵ cycles	
Insulation resistance	1000MΩ(1000VDC)	
Dielectric strength	Between open contacts	3000VAC 1min 1mA
	Between contact and coil	3000VAC 1min 1mA
Operation time (at rated coil voltage)	≤50ms	
Release time (at rated coil voltage)	≤30ms	
Shock resistance	Functional	196m/s ² (20G)
	Destructive	490m/s ² (50G)
Vibration resistance	10Hz~500Hz 49m/s ² (5G)	
Ambient temperature	-40°C~+85°C	
Ambient humidity	5%~85% RH	
Weight	406g	
External dimension	77.8×66.5×73.3	

CoilData ⁽³⁾

Rated voltage (VDC)	Operation voltage (VDC)	Max. voltage (VDC)	Pick-up voltage (VDC)	Drop-out voltage (VDC)	Coil resistance (±10%)(Ω)	Operating power (inrush, W)	Operating power (stable, W)
12	12~24	36	≤9	≥1.0	3.4	42	4

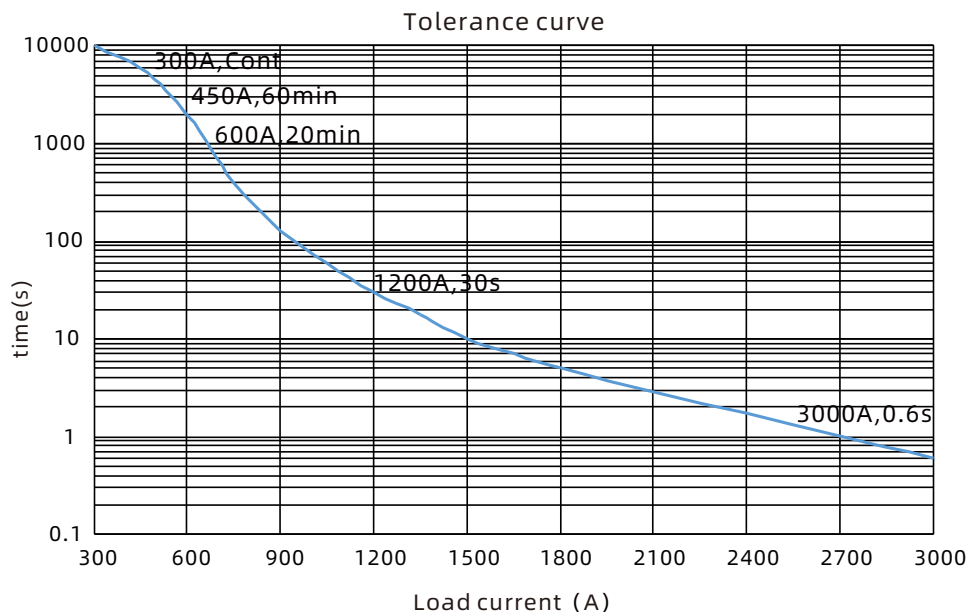
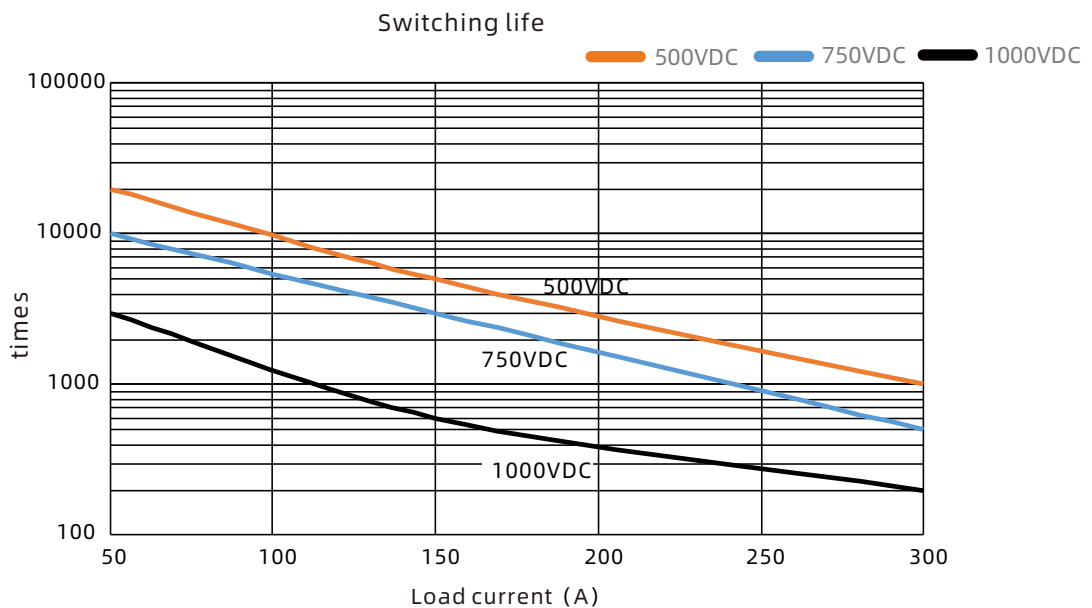
NOTES:

(1) Ambient temperature:23°C, L/R≤1ms., on:off/0.6s: 5.4s;

(2) Ambient temperature:23°C, 100mm²conductor.

(3) Other types of rated voltage,please contact us.

Reference date

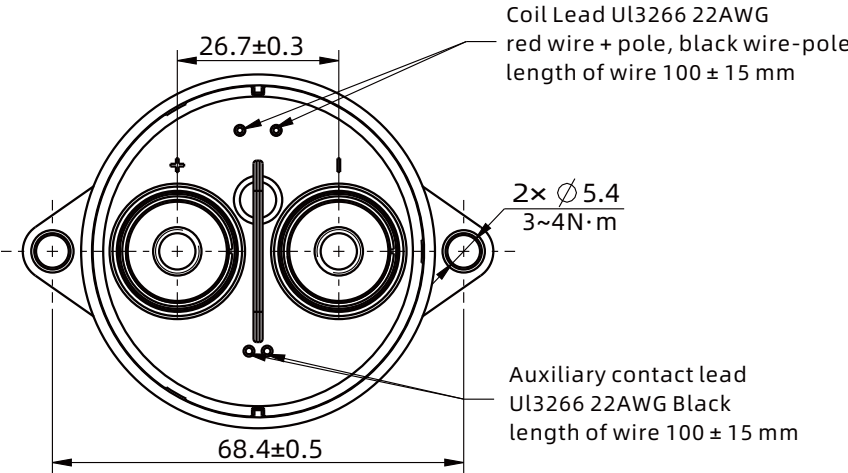
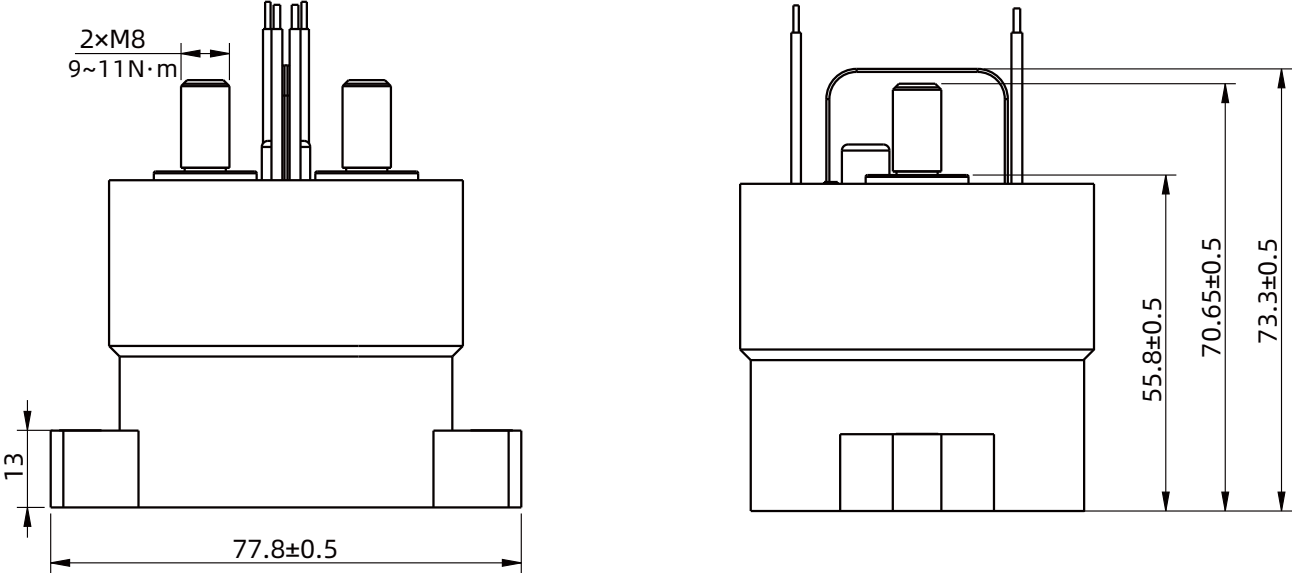


Ordering Information
Nomenclature

SEC 300Y-	<input type="checkbox"/>	M	<input type="checkbox"/>	<input type="checkbox"/>	<input type="checkbox"/>	<input type="checkbox"/>	<input type="checkbox"/>
Customer special code	Nil: No customer special requirement						
Load connection type	3: external thread						
Coil connection type	Nil: outgoing line C: outgoing line+connector						
Coil voltage	L: 12~24VDC						
Auxiliary contact arrangement	F: 1 Form A						
Contact arrangement	M: 1 Form A						
Voltage rating	1000: 12~1000VDC 750: 12~750VDC 500: 12~500VDC						
Load current	300Y: 300A						
Type designation	SEC						

Packing style:30pcs / box

Outline Dimensions

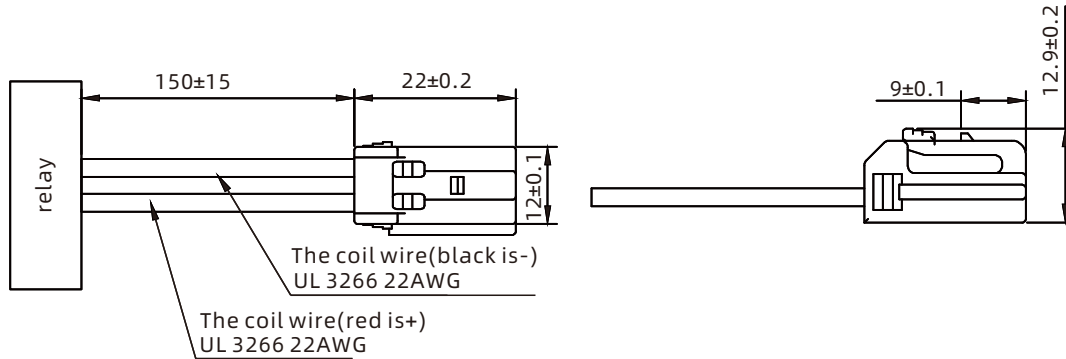


Size	tolerance
Less than 10mm:	±0.3
10 to 50mm:	±0.5
More than 50mm:	±0.8

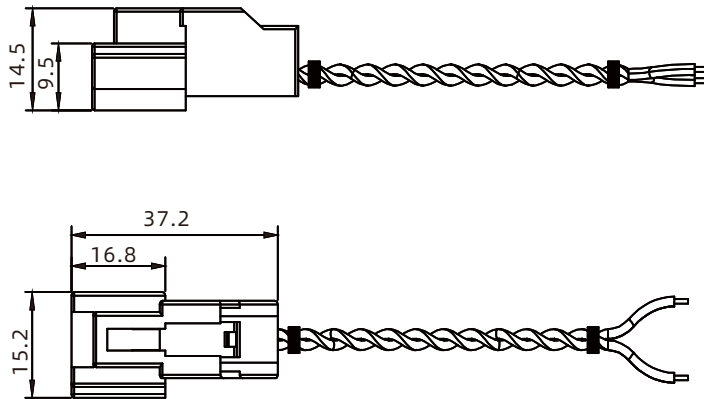
Coil Connection Type

C:Outgoing Line+Connector

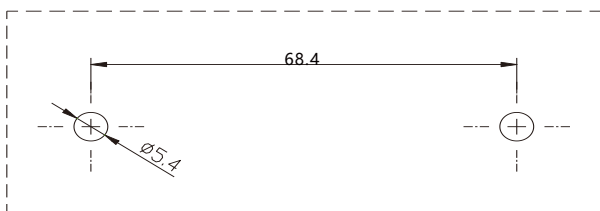
Connectors: Tian Hai :0435305 or Yazaki : 7283-1020



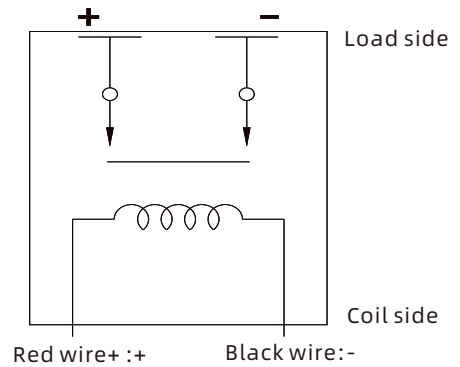
Connectors: Tian Hai :0464705 or Yazaki: 7282-1020(not included in the box)



Installation Size Chart



Schematic Diagram



NOTE:Contacts and coils are polarized

NOTES:

● Mounting Attention

1. In principle, please do not use it when the relay has fallen down.
2. The relay contacts are sealed and filled with gas. When the contact temperature changes, there is internal gas penetrating characteristic. SANYOU relays are forbidden to be used at the temperature beyond our suggestion -40 °C ~ 85 °C for long time.
3. When installing the relay, always use washers to prevent the screws from loosening.
4. Tighten each screw within the rated range given in the outline dimensions. Exceeding the maximum torque may result in breakage.
5. Avoid mounting the relay in strong magnetic fields (near a transformer or magnet) or close to an object that radiates heat.

● Electrical Life Attention

1. This relay is a DC high-voltage switch. In its final breakdown mode, it may lose the ability to provide the proper cut-off. Therefore, do not exceed the indicated switching capacity and life.
2. Please treat the relay as a product with limited life and replace it when necessary.
3. The contacts of the relay are polarized. Please follow instructions in the connection schematic when connecting the contacts.
4. Be careful that foreign matter and oils and fats kind, don't stick to the main terminal parts because it is likely to cause terminal parts to give off unusual heat. Also, please use the following specifications of conductor.

10A	Min. 2mm ² nominal cross-sectional area
20A	Min. 3mm ² nominal cross-sectional area
40A	Min. 10mm ² nominal cross-sectional area
60A	Min. 15mm ² nominal cross-sectional area
100A	Min. 35mm ² nominal cross-sectional area
150A	Min. 45mm ² nominal cross-sectional area
200A	Min. 60mm ² nominal cross-sectional area
250A	Min. 80mm ² nominal cross-sectional area
300A	Min. 100mm ² nominal cross-sectional area

● Coil Attention

1. Please note that when using a diode, the switching speed may decrease and cause a reduction in cut-off performance, we recommend installing a surge protector varistor.
2. The pick-up voltage and drop-out voltage will change with ambient temperature, please use rated voltage to make sure the relay operate reliable. Don't exceed maximum coil voltage.
3. Please do not continuously load the maximum voltage on the coil.
4. The 250A and 300A types have built-in dedicated drive circuit, please drive the coil with a quick startup (Built-in one-shot pulse generator circuit).
5. After the ON signal enters the 250A and 300A types, automatic coil current switching occurs after approximately 0.1 seconds. Do not repeatedly turn it OFF within that 0.1 seconds interval, as doing so may damage the relay.

Disclaimer:

1. This datasheet is for customer's reference only. Sanyou had tried its best to ensure the information accuracy but impossible to be avoided all the incorrects. The product specification and parameter might be change due to the product improvement. All of specification are subject to change without notice, please refer to the specification and samples.

2. We could not evaluate all the performance and parameters for every possible application. Thus the users should be in a right position to choose the suitable product for their own application. If there is any query, please contact Sanyou for technical service. However it is the users' responsibility to determine which product should be used only.