
特点 Features

- 为自动调温器、调制解调器、电脑辅助设备、录像机和安全装置而设计。
Designed for thermostat, modem, computer peripherals, video recorder and security application.
- 高灵敏度：150mW 线圈功率。
High sensitive:150mW

安规认证 Safety certificate

UL , C-UL 认证号 (File No.) : E179745

CQC 认证号 (File No.) : CQC09002030315、CQC16002154155

触点负载 Contact Capacity

型号 Type	SYS
额定负载 (阻性负载) Rated load (Resistive load)	1A 125VAC
最大切换电流 Max. switching current	1A
最大切换电压 Max. switching voltage	125VAC
最大切换功率 Max. switching power	125VA
最小切换负载 Min. switching load	6V 1A

性能参数 Characteristics

触点材料 Contact material	银合金 Silver alloy	
接触电阻 Initial contact resistance	100mΩ Max.(at 1A 6VDC)	
吸合时间 (额定电压) Operate time(at rated coil voltage)	5 ms Max. (不加二极管 No diode)	
释放时间 Release time	5 ms Max. (不加二极管 No diode)	
绝缘电阻 Initial insulation resistance	Min. 1,000MΩ (at 500VDC)	
介质耐压 Initial dielectric strength	触点与触点间 Between open contacts : 500VAC, 50/60Hz for 1min.	
	触点与线圈间 Between coil and contact: 1,000VAC, 50/60Hz for 1min.	
抗振动 Vibration resistance	误动作 Function	10 ~ 55Hz , 双振幅 1.5 mm 10 ~ 55Hz at double amplitude of 1.5 mm
	耐久 Destructive	10 ~ 55Hz , 双振幅 1.5 mm 10 ~ 55Hz at double amplitude of 1.5 mm
抗冲击 Shock resistance	误动作 Function	10G Min.

	耐久 Destructive	50G Min.
寿命 Endurance	机械寿命(每小时 10,800 次, 室温) Mechanical endurance (at 10,800ops./h)	10,000,000 次 10,000,000 cycles (at room temperature)
	电气寿命(每小时 1,800 次, 室温) Electrical endurance (at 1,800ops./h)	100,000 次 100,000 cycles (at room temperature)
环境温度 Ambient temperature	-30°C ~ +55°C (不冷凝 no condensation)	
重量 Unit weight	约 2.1g Approx. 2.1g	

线圈参数 Coil Data (at 20°C)

额定电压 (VDC) Nominal voltage (VDC)	额定电流 ±10%(mA) Nominal operating current ± 10%(mA)	线圈电阻 ±10% (Ω) coil resistance ±10%(Ω)	最大连续外加电 压 Max. allowable voltage	吸合电压 (Max.) Operate voltage (Max.)	释放电压 (Min.) Release voltage (Min.)	额定功率 Nominal operating power
3	50	60	额定电压的 130% 130% of nominal voltage	额定电压的 75% 75% of nominal voltage	额定电压的 5% 5% of nominal voltage	约 0.15W Approx. 0.15W
5	30	167				
6	25	240				
9	16.67	540				
12	12.5	960				
24	6.25	3,840				
3	66.67	45				约 0.20W Approx. 0.20W
5	40	125				
6	33.33	180				
9	22.22	405				
12	16.67	720				
24	8.33	2,880				

上述值为初始值；请勿在产品上连续施加最大电压 > 10min，以免线圈过度发热。

The data shown above are initial values. Do not apply maximum allowable voltage on coil for more than 10 minutes to avoid overheating of the coil.

安规认证负载 (更多详细的认证负载, 参考安规证书)

Safety Certificate Ratings (More details of approved ratings, please refer to the safety certificates)

认证类型 Certificates	CQC	UL/CUL
认证号码 File No.	CQC09002030315 CQC16002154155	E179745
认证负载 Approved Ratings	0.5A 125VAC	1A 125VAC 1A 30VDC

(1) 上述未注明温度的负载, 均指环境温度为室温。

All values unspecified are acquired at room temperature

(2) 以上仅列出了该产品认证的部分负载, 每个负载的详细测试条件不同, 因此电寿命次数不一样。如需了解详细情况, 请联系三友。

Only typical ratings are listed above and the endurance differ in each load. Other specific load information are available upon request.

(3) 对于塑封式、防水式产品试验时, 应打开外壳的透气孔。

For sealed type testing, please open the ventilation hole in the case before test.

订货标记 Ordering Information

型号命名规则 Nomenclature

SYS	-S	-1	12	D	-F	-XX	
							特殊参数 Special Parameter : 无 Nil-标准型 Standard type , 字母或数字 Letters or Numbers-特殊要求-Special requirements
							绝缘等级 Insulation System: 无 Nil-普通型 Standard , B-Class B , F-Class F
							线圈功耗 Coil Power : D-0.20W , L-0.15W
							线圈规格 Coil Voltage (VDC) : 03 , 05 , 06 , 09 , 12 , 24
							触点组数 Number of Poles : 1-1 Pole
							封装形式 : S-塑封式 Flux-proof SH-防水式 Sealed type washable
							基本型号 Type : SYS

(1) 塑封式不能在污染环境 (含有 H₂S、SO₂、NO₂、粉尘等污染物) 中使用。

Flux-proof relays can not be used in the environment with pollutants like H₂S, SO₂, NO₂, dust, etc.

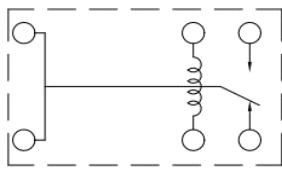
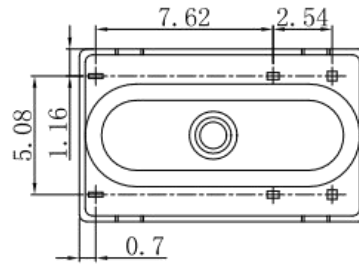
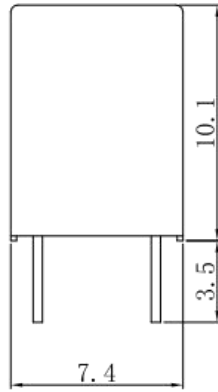
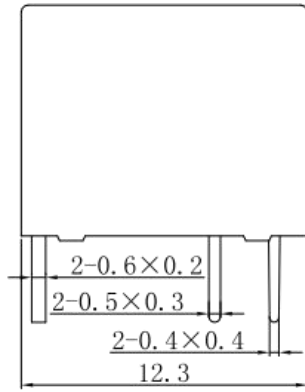
(2) 塑封式装入 PCB 焊接后, 不能进行整体清洗或表面处理。

Water cleaning or surface process is not suggested after the flux-proof relays are assembled on PCB.

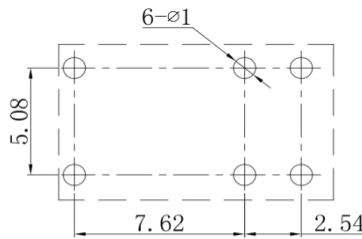
(3) 客户特殊要求 (XX), 由我司评估后, 按特性符号标识。

Customized special suffix is available after being evaluated by Sanyou.

外形尺寸图、接线图、安装孔位图 (单位: mm)
Outline dimension, wiring diagram, PCB layout (Unit: mm)



接线图 (底视图)
Wiring Diagram bottom view



安装孔尺寸图 (底视图)
P. C. B. Layout (bottom view)

未标注尺寸公差

In case of no tolerance shown on outline dimension

If dimension < 1 mm, tolerance : ±0.2mm

If dimension 1~5mm, tolerance : ±0.3mm

If dimension > 5mm, tolerance : ±0.4mm

注 Note :

1.引出脚尺寸为预焊前尺寸

The dimension of pin is the size before tinning

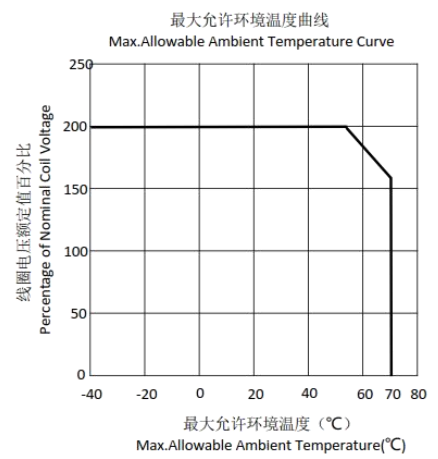
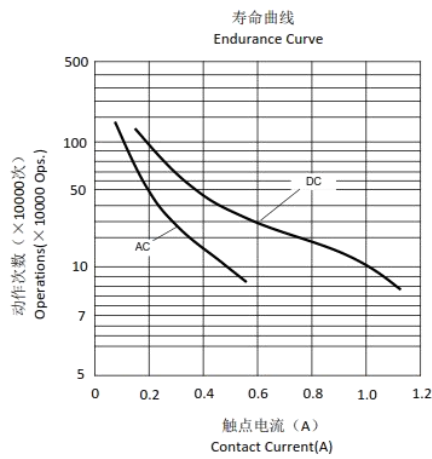
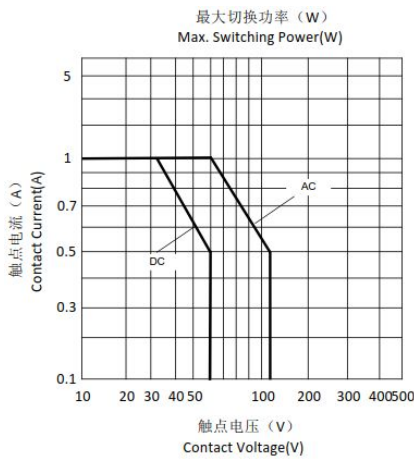
2.安装孔尺寸公差 : ±0.1mm

Tolerance of PCB layout : ±0.1 mm

典型用途 Typical Applications

- 自动控制 Automation
- 调制解调器、电脑周边设备 Modem, computer peripherals
- 通讯设备 Telecommunication facility

性能曲线图 Characteristic Curves



声明：本产品规格书仅供客户使用时参考，若有更改，恕不另行通知。

对三友而言，不可能评定继电器在每个具体应用领域的所有性能参数要求，因而客户应该根据具体的使用条件选择与之相匹配的产品。对于密封继电器在安装清洗后，使用前请打开外壳上的透气孔。若有疑问，请与三友联系获取更多的技术支持。但产品选型责任仅由客户负责。

Disclaimer : The specification is for reference only. Specifications are subject to change without prior notice.

We could not evaluate all the performance and all the parameters for every possible applications. Thus the users should in a right position to choose suitable product for their own application. For sealed relays, after installation and cleaning, please open the ventilation hole in the case before use. If there is any query, please contact Sanyou for technical services. However it is the user's responsibility to determine which product should be used.